


Suture Anchor Pamphlet

Parcus Medical designs, manufactures, and distributes implants and instrumentation used by orthopedic surgeons in sports medicine procedures to repair the shoulder, knee, hip, and distal extremities. Parcus offers over 400 innovative products, in over 60 countries around the world. Founded in 2007, Parcus Medical is headquartered in Sarasota, Florida.

Parcus Medical's **Value Proposition Program** is designed to reduce cost per case by:

- Cost savings on a per implant basis due to in-house design and manufacturing
- Reusable instrumentation available (single use instruments often result in higher costs)
- Products available individually (kitted products often result in the purchase of unused products)

| | |
|---|----|
| Knotless AP Push-In Suture Anchors..... | 2 |
| AcTiFlip Biceps Tenodesis System..... | 3 |
| Twist Knotless Screw-In Suture Anchors | 4 |
| SLiK™ Fix Screw-In Tenodesis System..... | 5 |
| SLiK™ Knotless Screw-In Anchors | 6 |
| Draw Tight™ Suture-Based Anchors..... | 7 |
| Knotless PEEK CF Push-In Suture Anchors | 8 |
| PEEK CF Push-In Suture Anchors..... | 9 |
| V-LoX™ & V-LoX ³ PEEK CF Screw-In Suture Anchors..... | 10 |
| Twist & Triple Twist PEEK Screw-In Suture Anchors | 11 |
| MiTi Titanium Screw-In Suture Anchors..... | 12 |
| V-LoX & V-LoX ³ Titanium Screw-In Suture Anchors | 13 |



Knotless AP Push-In Suture Anchors are recommended for use in both large and small-joint repairs. The proven design of the Knotless Product family, is updated with Parcus Advanced Polymer (AP) material that is comprised of 70% PLGA and 30% B-TCP.

Features & Benefits

Advanced Polymer

- Resorbable, radiolucent, and MR safe

Knotless

- Provides a step-saving alternative to conventional "knotted" suture anchors
- Eliminates "knot stacks" associated with soft tissue irritation

| Part # | Diameter (mm) | Length (mm) | Description | Material | QTY/Box |
|--------|---------------|-------------|--|----------|---------|
| 10802 | 2.8 | 10.1 | 28 Knotless, push-in, suture anchor, w/suture passer | AP | 1 |
| 10803 | 4.5 | 16.3 | 45 Knotless, push-in, suture anchor, w/suture passer | AP | 1 |
| 10804 | 5.5 | 18.1 | 55 Knotless, push-in, suture anchor, w/suture passer | AP | 1 |

| Part # | Diameter (mm) | Joint | Description | Sterile/Unsterile | Single-use/Reusable |
|--------|---------------|-------------|--|-------------------|---------------------|
| 11000U | 4 | Small Joint | Drill bit | Unsterile | Reusable |
| 11241 | 4 | Small Joint | Drill guide | Unsterile | Reusable |
| 10365 | 3.2 | Shoulder | Awl | Unsterile | Reusable |
| 10874U | - | Small Joint | 28 Knotless drill bit, w/positive stop | Unsterile | Reusable |
| 10615U | - | Shoulder | 28 Knotless drill bit, w/positive stop | Unsterile | Reusable |
| 10823 | - | Small Joint | 8-point drill guide, w/beaver tail handle | Unsterile | Reusable |
| 10924 | 5.2 | Shoulder | 8-point slotted knotless drill guide, w/beaver tail handle | Unsterile | Reusable |
| 10446 | - | Shoulder | 8-point drill guide, w/trocar tip obturator | Unsterile | Reusable |
| 10330 | - | Shoulder | V-Mouth drill guide w/trocar tip obturator | Unsterile | Reusable |
| 10406 | 3.4 | Shoulder | Blunt tip obturator | Unsterile | Reusable |
| 10771 | 3.3 | Shoulder | Conical tip obturator, w/1.8mm cannulation | Unsterile | Reusable |
| 10405 | 3.5 | Shoulder | Trocar tip obturator | Unsterile | Reusable |
| 11172 | - | Shoulder | Awl, w/ taper from 3.6mm to 4.1mm | Unsterile | Reusable |



Shoulder



AcTiFlip is a button fixation system recommended for proximal biceps tenodesis and distal biceps repair. The titanium AcTiFlip button is designed for unicortical and bicortical techniques. AcTiFlip is available in two configurations. The innovative "Cinch Loop" option saves time in the operating room. The "Infinity Loop" option is designed for conventional whip stitching of the biceps tendon.

Features & Benefits

AcTiFlip Inserter

- Robust and reliable insertion of the button

Retractable finger


- Ability to reload the button if needed

Cinch loop

- Eliminates the need to whip stitch the biceps tendon
- Precise control and tension on the biceps tendon


| Part # | Width of Button (mm) | Length of Button (mm) | Description | Length of Loop (mm) | QTY/Box |
|---------|----------------------|-----------------------|--|---------------------|---------|
| 11183SB | 3.2 | 10 | AcTiFlip SB, cinch loop, w/1, #2 suture (wht/blu), w/ needles (MO-6) | - | 1 |
| 11185SB | 3.2 | 10 | AcTiFlip SB, w/1 whip (wht/blu), w/suture passer | - | 1 |
| 11183 | 3.9 | 12 | AcTiFlip, cinch loop, w/1, #2 suture (wht/blu), w/ needles (MO-6) | - | 1 |
| 11185 | 3.9 | 12 | AcTiFlip, w/1 infinity loop (wht/blu), w/suture passer | - | 1 |

| Part # | Diameter (mm) | Joint | Description | Sterile/Unsterile | Single-use/Reusable |
|---------|---------------|----------|---|-------------------|---------------------|
| 11152SB | 3.5 | Shoulder | AcTiFlip SB, drill bit | Sterile | Single-use |
| 11152 | 4.5 | Shoulder | AcTiFlip, drill bit | Sterile | Single-use |
| 11216 | 4.5 | Shoulder | AcTiFlip, cannulated headed drill bit, w/guide wire | Sterile | Single-use |



| AcTiFlip Components | |
|---------------------|-------------------------------|
| 1 | AcTiFlip button |
| 2 | Inserter shaft with post |
| 3 | Retractable finger |
| 4 | Handle with activation button |
| 5 | Reload pin |
| 6 | AcTiFlip cinch loop |
| 7 | AcTiFlip drill bit |

Shoulder



Twist Knotless was designed to be extremely reliable and strong. The fully threaded screw-in knotless anchor is ideally suited for rotator cuff repair and Achilles repair.

Features & Benefits

Knotless

- Provides a step-saving alternative to conventional "knotted" suture anchors
- Eliminates "knot stacks" associated with soft tissue irritation

Fully-threaded design

- Optimal cortical fixation
- Reduce the risk of "pull-back"


Made of PEEK-OPTIMA Natural

- Non-absorbable, radiolucent, and MR safe

| Twist Knotless | | | | | |
|----------------|---------------|-------------|--|----------|---------|
| Part # | Diameter (mm) | Length (mm) | Description | Material | QTY/Box |
| 11165 | 4.75 | 15 | Twist Knotless, screw-in, suture anchor, w/suture passer | PEEK | 1 |
| 11166 | 5.5 | 15 | Twist Knotless, screw-in, suture anchor, w/suture passer | PEEK | 1 |
| 11167 | 6.25 | 15 | Twist Knotless, screw-in, suture anchor, w/suture passer | PEEK | 1 |


| Twist Knotless DEX | | | | | |
|--------------------|---------------|-------------|--|----------|---------|
| Part # | Diameter (mm) | Length (mm) | Description | Material | QTY/Box |
| 11259 | 4.75 | 15 | Twist Knotless DEX, screw-in, suture anchor, w/suture passer | PEEK | 1 |
| 11260 | 5.5 | 15 | Twist Knotless DEX, screw-in, suture anchor, w/suture passer | PEEK | 1 |

| Twist Knotless Instrumentation | | | | | |
|--------------------------------|---------------|-------------|----------------------------------|-------------------|---------------------|
| Part # | Diameter (mm) | Joint | Description | Sterile/Unsterile | Single-use/Reusable |
| 11172 | - | Shoulder | Awl, w/taper from 3.6mm to 4.1mm | Unsterile | Reusable |
| 11000U | 4 | Small Joint | Drill bit | Unsterile | Reusable |
| 11241 | 4 | Small Joint | Drill guide | Unsterile | Reusable |



Twist Knotless DEX

Twist Knotless



SLiK Fix is a screw-in tenodesis system recommended for use in both large and small-joint repairs. **SLiK Fix** is ideally suited for biceps repair. Available in both carbon fiber-reinforced PEEK-OPTIMA and natural PEEK-OPTIMA.

Features & Benefits

Activation button

- Allows for one-handed insertion which saves time in the operating room

Suture retention tip and tendon washer


- Effective manipulation of tendon

Designed to advance tendon prior to fixation

- Compression fixation along full length of implant

| SLiK Fix PEEK CF Screws | | | | | |
|-------------------------|---------------|-------------|-----------------------------------|----------|---------|
| Part # | Diameter (mm) | Length (mm) | Description | Material | QTY/Box |
| 10995 | 7 | 15 | SLiK Fix , tenodesis screw | PEEK CF | 1 |
| 10996 | 8 | 15 | SLiK Fix , tenodesis screw | PEEK CF | 1 |
| 10997 | 9 | 15 | SLiK Fix , tenodesis screw | PEEK CF | 1 |





SLiK is a knotless screw-in anchor recommended for use in both large and small-joint repairs. Combining the **SLiK** anchor with Parcus Braid Suture Tape helps to create an ideal knotless double row rotator cuff repair. Available in natural PEEK-OPTIMA.

Features & Benefits

Activation button

- Allows for one-handed insertion which saves time in the operating room


Large suture guide

- Ability to set tension prior to fixation
- Accommodates multiple suture/tape configurations

Knotless

- Provides a step-saving alternative to conventional "knotted" suture anchors
- Eliminates "knot stacks" associated with soft tissue irritation

| SLiK PEEK Anchors | | | | | |
|-------------------|---------------|-------------|--|----------|---------|
| Part # | Diameter (mm) | Length (mm) | Description | Material | QTY/Box |
| 10915 | 4.75 | 15 | SLiK, knotless, screw-in, suture anchor, w/suture passer | PEEK | 1 |
| 10918 | 5.5 | 15 | SLiK, knotless, screw-in, suture anchor, w/suture passer | PEEK | 1 |
| 10919 | 6.25 | 15 | SLiK, knotless, screw-in, suture anchor, w/suture passer | PEEK | 1 |



Draw Tight Suture-Based Anchors are recommended for use in both large and small-joint repairs. Made with UHMWPE and a natural PEEK-OPTIMA power tip.

Features & Benefits

Small insertion footprint & sub-cortical fixation

- Bone sparing

Deployment sutures

- Tactile confirmation the anchor has been successfully deployed

PEEK power tip


- Delivers improved insertion and a solid core for stronger fixation

| Draw Tight DEX Suture-Based Anchors | | | | | |
|-------------------------------------|---------------|-------------|--|----------|---------|
| Part # | Diameter (mm) | Length (mm) | Description | Material | QTY/Box |
| 11034 | 1.8 | - | Draw Tight DEX, push-in, suture anchor, w/1, 1.6mm suture tape (wht/blu), w/needles (MO-6) | UHMWPE | 1 |

| Draw Tight Suture-Based Anchors | | | | | |
|---------------------------------|---------------|-------------|---|----------|---------|
| Part # | Diameter (mm) | Length (mm) | Description | Material | QTY/Box |
| 10565 | 1.8 | - | Draw Tight, push-in, suture-based anchor, w/1, #2 suture (wht/blu) | UHMWPE | 1 |
| 10820 | 3.2 | - | Draw Tight, push-in, suture-based anchor, w/2, #2 sutures (blu & blu/blu) | UHMWPE | 1 |
| 10588 | 3.2 | - | Draw Tight, push-in, suture-based anchor, w/2, #2 sutures (wht/blu & wht/blk) | UHMWPE | 1 |

| Draw Tight Suture-Based Anchors w/Suture Tape | | | | | |
|---|---------------|-------------|---|----------|---------|
| Part # | Diameter (mm) | Length (mm) | Description | Material | QTY/Box |
| 11148 | 1.8 | - | Draw Tight, push-in, suture-based anchor, w/1 1.6mm suture tape (wht/blu) | UHMWPE | 1 |
| 11151 | 3.2 | - | Draw Tight, push-in, suture-based anchor, w/2, 1.6mm suture tapes (wht/blu & wht/blk) | UHMWPE | 1 |
| 11288 | 3.2 | - | Draw Tight, push-in, suture-based anchor, w/2, 1.6mm suture tapes (blu, wht/blu) | UHMWPE | 1 |
| 11289 | 3.2 | - | Draw Tight, push-in, suture-based anchor, w/2, 1.6mm suture tapes (blk, wht/blk) | UHMWPE | 1 |





Knotless PEEK CF Push-In Suture Anchors are recommended for use in both large and small-joint repairs.

Features & Benefits

Made of carbon fiber-reinforced PEEK-OPTIMA


- Non-absorbable, radiolucent, and MR safe
- Modulus of elasticity closely matching cortical bone

Knotless

- Provides a step-saving alternative to conventional "knotted" suture anchors
- Eliminates "knot stacks" associated with soft tissue irritation

| Knotless PEEK CF Push-In Suture Anchors | | | | | |
|---|---------------|-------------|--|----------|---------|
| Part # | Diameter (mm) | Length (mm) | Description | Material | QTY/Box |
| 10312 | 2.8 | 10.2 | 28 Knotless, push-in, suture anchor, w/suture passer | PEEK CF | 1 |
| 10994 | 3.5 | 10.2 | 35 Knotless, push-in, suture anchor, w/suture passer | PEEK CF | 1 |
| 10313 | 3.5 | 10.2 | 35 Knotless, push-in, suture anchor (implant only, driver not included), w/suture passer | PEEK CF | 1 |
| 10314 | 4.5 | 16.3 | 45 Knotless, push-in, suture anchor (implant only, driver not included), w/suture passer | PEEK CF | 1 |
| 11175 | 4.5 | 16.3 | 45 Knotless, push-in, suture anchor, w/suture passer | PEEK CF | 1 |
| 10315 | 5.5 | 18.1 | 55 Knotless, push-in, suture anchor (implant only, driver not included), w/suture passer | PEEK CF | 1 |
| 11176 | 5.5 | 18.1 | 55 Knotless, push-in, suture anchor, w/suture passer | PEEK CF | 1 |

| Knotless PEEK CF Push-In Suture Anchor, Hip Length | | | | | |
|--|---------------|-------------|---|----------|---------|
| Part # | Diameter (mm) | Length (mm) | Description | Material | QTY/Box |
| 10312H | 2.8 | 10.2 | 28 Knotless, push-in, suture anchor, w/hip length driver, w/suture passer | PEEK CF | 1 |



Knotless PEEK Push-In Suture Anchors are recommended for use in both large and small-joint repairs. Available in natural PEEK-OPTIMA.

Features & Benefits

Knotless

- Provides a step-saving alternative to conventional "knotted" suture anchors
- Eliminates "knot stacks" associated with soft tissue irritation


Made of PEEK-OPTIMA Natural

- Non-absorbable, radiolucent, MR safe

| Knotless PEEK Push-In Suture Anchors | | | | | |
|--------------------------------------|---------------|-------------|--|----------|---------|
| Part # | Diameter (mm) | Length (mm) | Description | Material | QTY/Box |
| 11321 | 2.8 | 10 | 28 Knotless, push-in, suture anchor, w/suture passer | PEEK | 1 |

| Knotless PEEK Push-In Suture Anchor, Hip Length | | | | | |
|---|---------------|-------------|---|----------|---------|
| Part # | Diameter (mm) | Length (mm) | Description | Material | QTY/Box |
| 11321H | 2.8 | 10.2 | 28 Knotless, push-in, suture anchor, w/hip length driver, w/suture passer | PEEK | 1 |





PEEK CF Push-In Suture Anchors are recommended for knotted fixation in shoulder instability or foot and ankle.


Features & Benefits

Made of carbon fiber-reinforced PEEK-OPTIMA

- Non-absorbable, radiolucent, and MR safe
- Modulus of elasticity closely matching cortical bone

PEEK CF Push-In Suture Anchors

| Part # | Diameter (mm) | Length (mm) | Description | Material | QTY/Box |
|--------|---------------|-------------|--|----------|---------|
| 11339 | 3.5 | 8 | Push-in, suture anchor, w/1, 1.6mm suture tape (blu) | PEEK CF | 1 |
| 10323T | 3.5 | 8 | Push-in, suture anchor, w/ 2, #2 sutures (blu & wht/grn) | PEEK CF | 6 |
| 10407 | 3.5 | 8 | Push-in, suture anchor, w/ 2, #2 sutures (blu & wht/grn), w/needles (MO-6 short) | PEEK CF | 6 |



V-LoX and V-LoX³ PEEK CF Screw-In Suture Anchors, the first family of suture anchors manufactured from carbon fiber-reinforced PEEK-OPTIMA, are recommended for use in both large and small-joint repairs.

Features & Benefits

Fully-threaded design

- Optimal cortical fixation
- Reduces the risk of "pull-back"

Made of carbon fiber-reinforced PEEK-OPTIMA

- Non-absorbable, radiolucent, and MR safe
- Modulus of elasticity closely matching cortical bone

V-LoX PEEK CF Screw-In Suture Anchors

| Part # | Diameter (mm) | Length (mm) | Description | Material | QTY/Box |
|--------|---------------|-------------|---|----------|---------|
| 10253 | 5.5 | 12.7 | V-LoX, screw-in, suture anchor, w/2, #2 sutures (wht/blu & wht/blk) | PEEK CF | 1 |
| 10253T | 5.5 | 12.7 | V-LoX, screw-in, suture anchor, w/2, #2 sutures (blu & wht/grn) | PEEK CF | 1 |
| 10254T | 6.5 | 12.7 | V-LoX, screw-in, suture anchor, w/2, #2 sutures (blu & wht/grn) | PEEK CF | 1 |
| 10263 | 5.5 | 12.7 | V-LoX, screw-in, suture anchor, w/2, #2 sutures (wht & wht/blu), w/needles (MO-6) | PEEK CF | 1 |
| 10264 | 6.5 | 12.7 | V-LoX, screw-in, suture anchor, w/2, #2 sutures (wht & wht/blu), w/needles (MO-6) | PEEK CF | 1 |


V-LoX³ PEEK CF Screw-In Suture Anchors

| Part # | Diameter (mm) | Length (mm) | Description | Material | QTY/Box |
|--------|---------------|-------------|--|----------|---------|
| 10324T | 5.5 | 12.7 | V-LoX ³ , screw-in, suture anchor, w/3, #2 sutures (blu, wht/grn & wht/blk) | PEEK CF | 1 |

V-LoX PEEK CF Screw-In Suture Anchors w/Suture Tape

| Part # | Diameter (mm) | Length (mm) | Description | Material | QTY/Box |
|--------|---------------|-------------|--|----------|---------|
| 11026 | 5.5 | 12.7 | V-LoX, screw-in, suture anchor, w/2, 1.6mm suture tapes (wht/blu & wh/blk) | PEEK CF | 1 |
| 11027 | 6.5 | 12.7 | V-LoX, screw-in, suture anchor, w/2, 1.6mm suture tapes (wht/blu & wh/blk) | PEEK CF | 1 |





Twist & Triple Twist PEEK Screw-In Suture Anchors are recommended for use in both large and small-joint repairs.

Features & Benefits

Fully-threaded design

- Optimal cortical fixation
- Reduces the risk of "pull-back"

Made of PEEK-OPTIMA Natural

- Non-absorbable, radiolucent, MR safe

Twist PEEK Screw-In Suture Anchors

| Part # | Diameter (mm) | Length (mm) | Description | Material | QTY/Box |
|--------|---------------|-------------|---|----------|---------|
| 10511T | 4.5 | 12.6 | Twist, screw-in, suture anchor, w/2, #2 sutures (blu & wht/grn) | PEEK | 1 |
| 10517T | 5.5 | 12.6 | Twist, screw-in, suture anchor, w/2, #2 sutures (blu & wht/grn) | PEEK | 1 |
| 10518T | 6.5 | 12.6 | Twist, screw-in, suture anchor, w/2, #2 sutures (blu & wht/grn) | PEEK | 1 |
| 10521 | 4.5 | 12.6 | Twist, screw-in, suture anchor, w/2, #2 sutures (wht & wht/blu), w/needles (MO-6) | PEEK | 1 |
| 10522 | 5.5 | 12.6 | Twist, screw-in, suture anchor, w/2, #2 sutures (wht & wht/blu), w/needles (MO-6) | PEEK | 1 |
| 10523 | 6.5 | 12.6 | Twist, screw-in, suture anchor, w/2, #2 sutures (wht & wht/blu), w/needles (MO-6) | PEEK | 1 |

Triple Twist PEEK Screw-In Suture Anchors


| Part # | Diameter (mm) | Length (mm) | Description | Material | QTY/Box |
|--------|---------------|-------------|---|----------|---------|
| 10524T | 5.5 | 12.6 | Triple Twist, screw-in, suture anchor, w/3, #2 sutures (blu, wht/grn & wht/blk) | PEEK | 1 |

Twist PEEK Screw-In Suture Anchors w/Two Suture Tapes

| Part # | Diameter (mm) | Length (mm) | Description | Material | QTY/Box |
|--------|---------------|-------------|--|----------|---------|
| 11003 | 4.5 | 12.6 | Twist, screw-in, suture anchor, w/2 1.6mm suture tapes (wht/blu & wht/blk) | PEEK | 1 |
| 11283 | 4.5 | 12.6 | Twist, screw-in, suture anchor, w/2 1.6mm suture tapes (blu, wht/blu) | PEEK | 1 |
| 11285 | 4.5 | 12.6 | Twist, screw-in, suture anchor, w/2 1.6mm suture tapes (blk, wht/blk) | PEEK | 1 |
| 11004 | 5.5 | 12.6 | Twist, screw-in, suture anchor, w/2 1.6mm suture tapes (wht/blu & wht/blk) | PEEK | 1 |
| 11284 | 5.5 | 12.6 | Twist, screw-in, suture anchor, w/2 1.6mm suture tapes (blu, wht/blu) | PEEK | 1 |
| 11286 | 5.5 | 12.6 | Twist, screw-in, suture anchor, w/2 1.6mm suture tapes (blk, wht/blk) | PEEK | 1 |
| 11005 | 6.5 | 12.6 | Twist, screw-in, suture anchor, w/2 1.6mm suture tapes (wht/blu & wht/blk) | PEEK | 1 |

Twist SST PEEK Screw-In Suture Anchors w/One Suture Tape

| Part # | Diameter (mm) | Length (mm) | Description | Material | QTY/Box |
|--------|---------------|-------------|--|----------|---------|
| 11349 | 4.5 | 12.6 | Twist SST, screw-in, suture anchor, w/1, 2mm suture tape (blu) | PEEK | 1 |
| 11350 | 4.5 | 12.6 | Twist SST, screw-in, suture anchor, w/1, 2mm suture tape (blk) | PEEK | 1 |
| 11351 | 5.5 | 12.6 | Twist SST, screw-in, suture anchor, w/1, 2mm suture tape (blu) | PEEK | 1 |
| 11352 | 5.5 | 12.6 | Twist SST, screw-in, suture anchor, w/1, 2mm suture tape (blk) | PEEK | 1 |



MiTi Screw-In Suture Anchors are recommended to address a variety of small-joint applications due to their small diameter and tremendous pull-out strength.

Features & Benefits

Fully-threaded design

- Optimal cortical fixation
- Reduces the risk of "pull-back"

Made of 6Al-4V ELI titanium alloy

- Self-tapping threads

MiTi Titanium Screw-In Suture Anchors


| Part # | Diameter (mm) | Length (mm) | Description | Material | QTY/Box |
|--------|---------------|-------------|--|----------|---------|
| 10425 | 2 | 6.4 | MiTi, screw-in, suture anchor, w/2, 3-0 sutures (wht & wht/blu), w/needles (BB-1), w/drill bit | Titanium | 1 |
| 10433 | 2.5 | 6.4 | MiTi, screw-in, suture anchor, w/1, #2 suture (wht/blu), w/needles (MO-6), w/drill bit | Titanium | 1 |
| 10429 | 2.5 | 6.4 | MiTi, screw-in, suture anchor, w/2, 3-0 sutures (wht & wht/blu), w/needles (BB-1), w/drill bit | Titanium | 1 |
| 10472 | 3.5 | 7.6 | MiTi, screw-in, suture anchor, w/1, #2 suture (wht/blu), w/needles (MO-6), w/drill bit | Titanium | 1 |



Shoulder

Distal Extremities

Shoulder



V-LoX & V-LoX³ Titanium Screw-In Suture Anchors are recommended for use in both large and small-joint repairs. Quick, easy, and reliable; titanium implants deliver high strength and stability while reducing the need for drilling and tapping.

Features & Benefits

Fully-threaded design

- Optimal cortical fixation
- Reduces the risk of "pull-back"

Made of 6Al-4V ELI titanium alloy

- Self-tapping threads

V-LoX Titanium Screw-In Suture Anchors

| Part # | Diameter (mm) | Length (mm) | Description | Material | QTY/Box |
|--------|---------------|-------------|---|----------|---------|
| 10353T | 4.5 | 13.9 | V-LoX, screw-in, suture anchor, w/2, #2 sutures (blu & wht/grn) | Titanium | 1 |
| 10251 | 5 | 13.9 | V-LoX, screw-in, suture anchor, w/2, #2 sutures (wht/blu & wht/blk) | Titanium | 1 |
| 10356T | 5.5 | 14.1 | V-LoX, screw-in, suture anchor, w/2, #2 sutures (blu & wht/grn) | Titanium | 1 |
| 10252T | 6.5 | 13.9 | V-LoX, screw-in, suture anchor, w/2, #2 sutures (blu & wht/grn) | Titanium | 1 |
| 10257 | 5 | 13.9 | V-LoX, screw-in, suture anchor, w/2, #2 sutures (wht & wht/blu), w/needles (MO-6) | Titanium | 1 |
| 10258 | 6.5 | 13.9 | V-LoX, screw-in, suture anchor, w/2, #2 sutures (wht & wht/blu), w/needles (MO-6) | Titanium | 1 |

V-LoX³ Titanium Screw-In Suture Anchors

| Part # | Diameter (mm) | Length (mm) | Description | Material | QTY/Box |
|--------|---------------|-------------|---|----------|---------|
| 10284T | 5.5 | 14.1 | V-LoX ³ , screw-in, suture anchor, w/3, #2 sutures (blu, wht/grn, wht/blk) | Titanium | 1 |
| 10358T | 6.5 | 13.9 | V-LoX ³ , screw-in, suture anchor, w/3, #2 sutures (blu, wht/grn, wht/blk) | Titanium | 1 |



Shoulder