



Simply Versatile


A system designed for use in a wide variety of repair constructs providing reproducibility and confidence in repairing soft tissue to bone

X-Twist™
Fixation System

X-Twist Fixation System

The X-Twist™ is a knotless, open architecture, and fast inserting suture anchor system with multiple sliding suture and suture tape configurations.


The X-Twist system is designed for procedural versatility: single or double row, in medial and/or lateral row applications, and in both knotless and fully knotted constructs, to reproducibly and confidently repair soft tissue to bone.



Anchor Design

Feature	Details	Advantage
Distal eyelet	Accommodates four 2mm tapes plus three #2 sutures simultaneously	Multiple tapes/sutures maximize the surface area of tendon to bone compression, points of fixation, and load sharing to support a secure repair and potentially reduce the need for additional suture anchors
Anchor body	Double helix threaded design with high thread pitch	Requires fewer handle rotations for insertion than other suture anchors
Open architecture	Twenty, 1.4mm vents surrounding the anchor body	Intended to enhance marrow flow to the repair site to support healing and support bony ingrowth for long-term stability
Fully threaded	Consistent bone to anchor purchase points across the anchor body	Provides purchase into cortical and cancellous bone resulting in a stable repair that resists micromotion and pullout

Ample distal eyelet and 20 vents surrounding the anchor body



Two 1.6mm Suture Tapes

1.6mm Suture Tape

#2 Suture

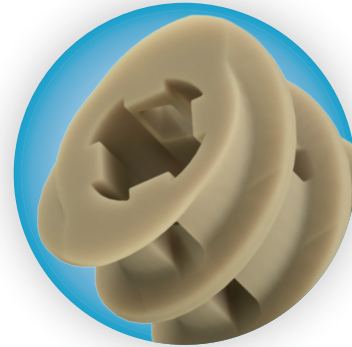
Suture Options

Feature	Details	Advantage
Solid color and striped sutures	Solid: Blue, Black, White Striped: Blue/White, Black/White	Support intra-operative suture management
Sliding retention sutures	#2 suture or 1.6mm suture tape Can be incorporated into repair or discarded – as desired	Options for addressing patient specific needs. Multiple suture configurations may support O.R. standardization and control cost
Static suture tape	1.6mm or 2mm For medial row X-Twist anchor	Provides a broad footprint, maximizing the surface area of tendon to bone compression to support tendon integrity and healing to bone

Driver

X-Spline™ drive

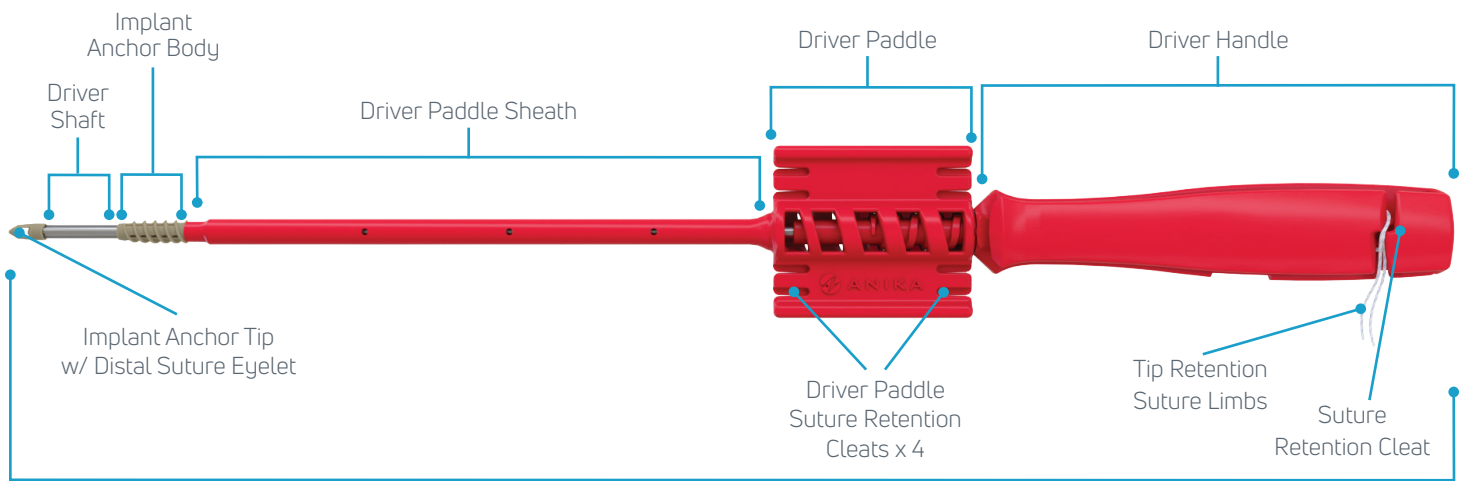
- Unique "X" shaped spline drive geometry
- Holds anchor body securely to driver preventing anchor displacement along the shaft
- Provides over 2 times the torsional efficiency of a traditional hex drive design for reliable insertion, even in hard bone



X-Spline drive provides over 2 times the torsional efficiency of traditional hex drive

Suture cleats on driver paddle

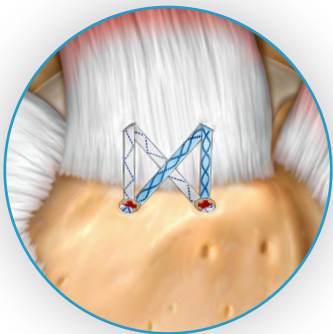
- 4 suture retention cleats
- Help organize suture limbs to prevent tangling



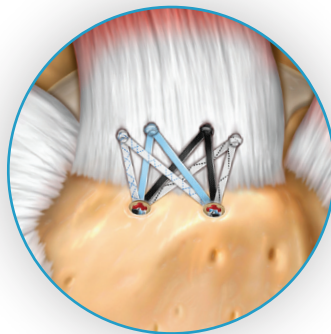
Anchor/Driver Assembly

Double Row Bridge Repair

Knotless with two sets of 2mm suture tape

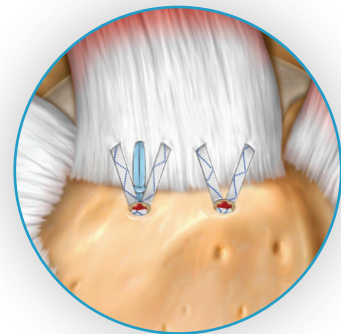


Medially knotted with four sets of suture tape and a knotless lateral row



Single Row Repair

Knotless with inverted mattress stitch using 2mm suture tape, with and without a knotless rip-stop suture



X-Twist Fixation System

X-Twist™ Screw-In Suture Anchors				
Part #	Diameter (mm)	Length (mm)	Description	Material
XT24700	4.75	23	X-Twist PEEK 4.75mm, w/1, #2 suture (blu/wht)	PEEK
XT24701	4.75	23	X-Twist PEEK 4.75mm, w/1, 1.6mm suture tape (blu/wht)	PEEK
XT24702	4.75	23	X-Twist PEEK 4.75mm, w/2, 1.6mm suture tapes (blu, blu/wht)	PEEK
XT24703	4.75	23	X-Twist PEEK 4.75mm, w/2, 1.6mm suture tapes (blk, blk/wht)	PEEK
XT25500	5.5	23	X-Twist PEEK 5.5mm, w/1, #2 suture (blu/wht)	PEEK
XT25501	5.5	23	X-Twist PEEK 5.5mm, w/1, 1.6mm suture tape (blu/wht)	PEEK
XT25502	5.5	23	X-Twist PEEK 5.5mm, w/2, 1.6mm suture tapes (blu, blu/wht)	PEEK
XT25503	5.5	23	X-Twist PEEK 5.5mm, w/2, 1.6mm suture tapes (blk, blk/wht)	PEEK
XT26200	6.25	23	X-Twist PEEK 6.25mm, w/1, #2 suture (blu/wht)	PEEK

X-Twist Instrumentation				
Part #	Description	Sterile/ Non-sterile	Single-use/ Reusable	
XT04701	X-Twist 4.75-5.5mm awl	Non-sterile	Reusable	
XT04700	X-Twist 4.75mm tap	Non-sterile	Reusable	
XT05500	X-Twist 5.5mm tap	Non-sterile	Reusable	
XT00001	X-Twist sterilization tray	Non-sterile	Reusable	

Suture Tape				
Part #	Size (mm)	Description		QTY/ Box
20032S	1.6	Parcus Braid® suture tape (wht/blu)		1
20034S	1.6	Parcus Braid suture tape (wht/blk)		1
20174S	1.6	Parcus Braid infinity loop (wht/blu) w/ straight needle		1
20042	2	Parcus Braid suture tape (wht/blu)		6
20042S	2	Parcus Braid suture tape (wht/blu)		1
20238	2	Anika Braid suture tape (wht/blu)		12
20238S	2	Anika Braid suture tape (wht/blu)		1
20239	2	Anika Braid suture tape (blu)		12
20239S	2	Anika Braid suture tape (blu)		1
20240	2	Anika Braid suture tape (blk/blu)		12
20240S	2	Anika Braid suture tape (blk/blu)		1



Anika Therapeutics, Inc.

6423 Parkland Dr., Sarasota, FL
 1-877-746-2972 • www.anika.com
ParcusCS@anika.com

©2022 Anika Therapeutics, Inc. | AML-900-344 Rev. 02 | 1/2023
 Anika, Parcus, Parcus Braid, X-Spline and X-Twist are trademarks and/or registered trademarks of Anika Therapeutics, Inc. and its affiliates in certain jurisdictions.

