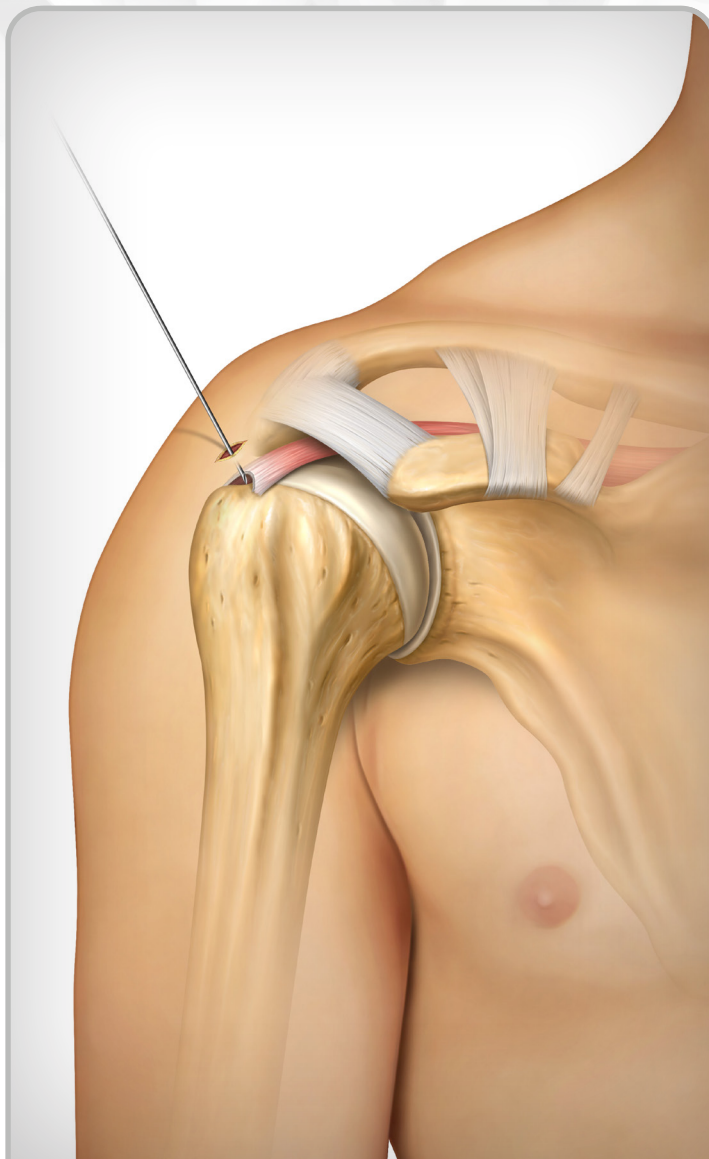


## Rotator Cuff Repair

*Augmentation with Tactoset® Injectable Bone Substitute*

Surgical Technique Guide

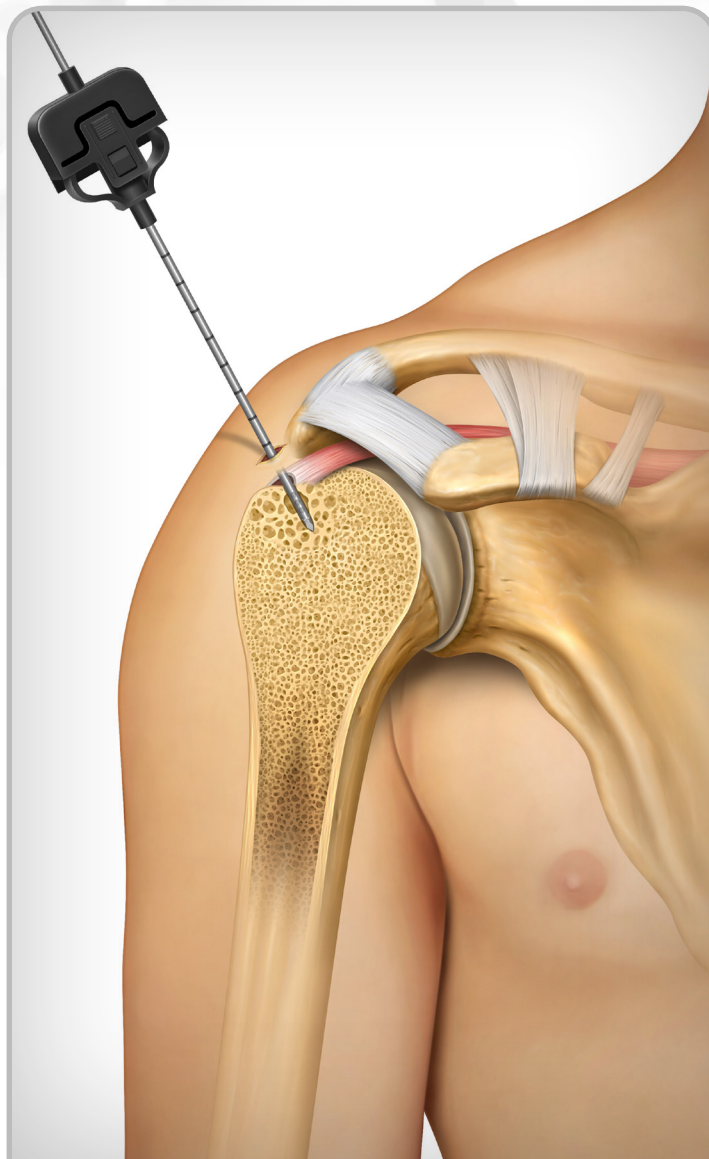
# Rotator Cuff Repair *Augmentation with Tactoset® Injectable Bone Substitute*



step  
**1**

Using a spinal needle percutaneously, identify the desired point of anchor placement most proximal to the affected bone. Take care to use a perpendicular approach in relation to the cortical surface to ensure proper drilling trajectory.

**Note:** Make a small stab incision at the needle site for the 11G Tactoset® cannula placement.

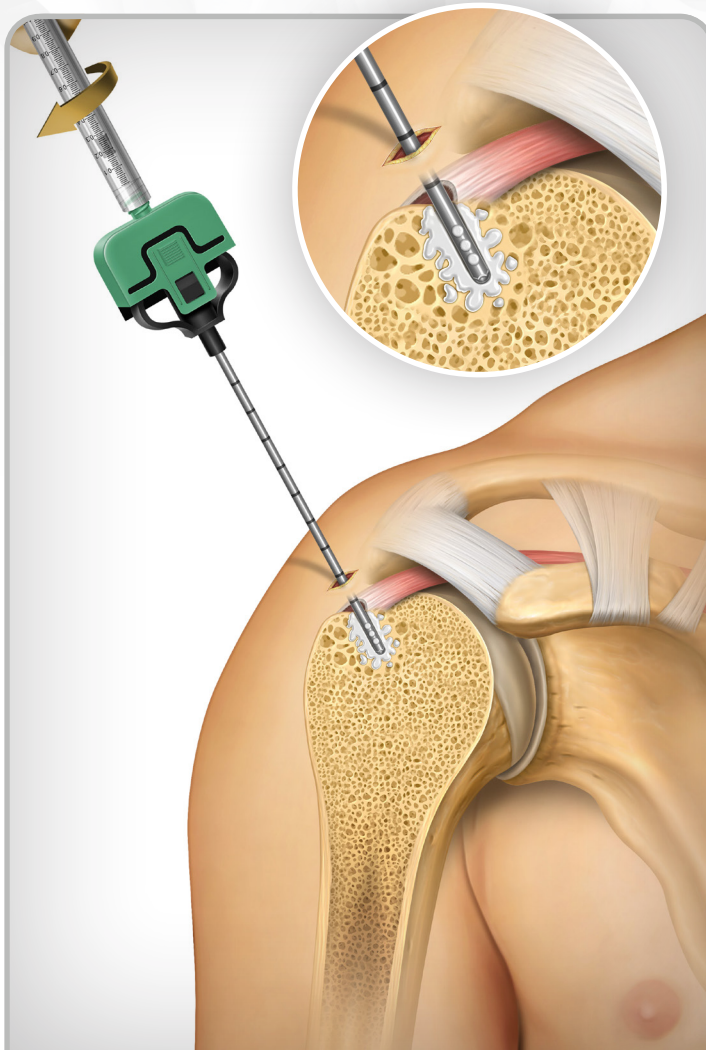


step  
**2**

- Under power, drill the 11G cannula to the approximate depth of the selected anchor using the laser lines as guidance. Avoid multiple drill attempts as this could result in extravasation of the material.
- Once the outer cannula is in place, remove the stylet and insert the appropriate inner cannula for side- or end-targeted delivery
- **Note:** If a punch/awl was already utilized to create a pilot hole, it is recommended to drill the 11G cannula directly into the punched hole.

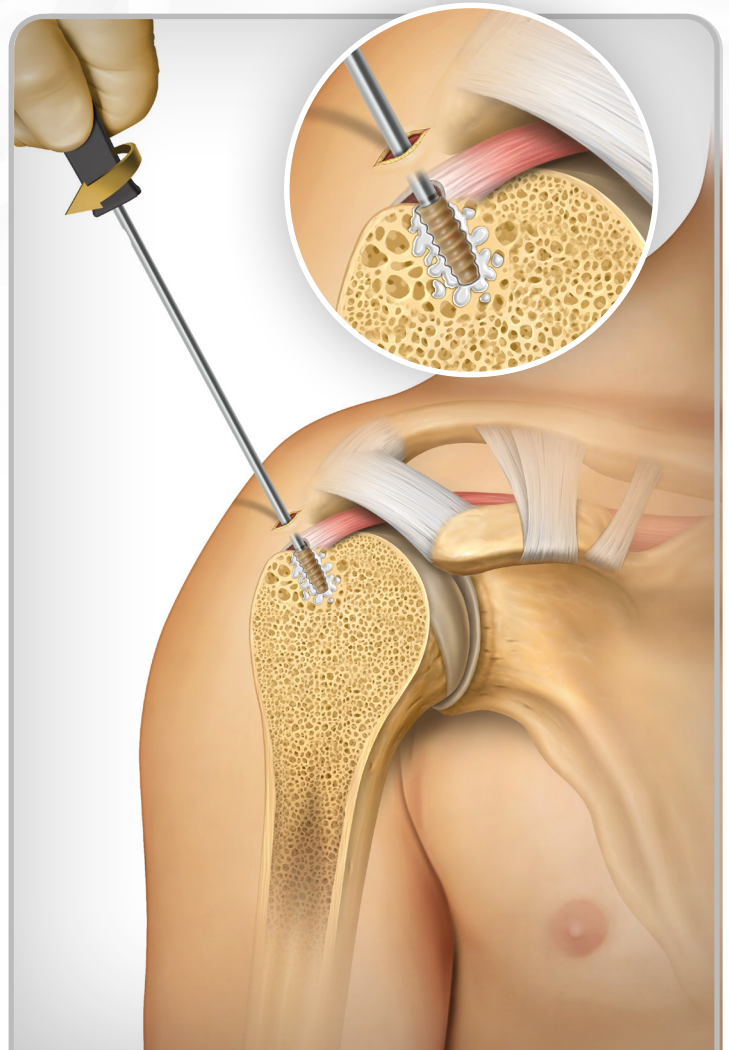


# Rotator Cuff Repair *Augmentation with Tactoset® Injectable Bone Substitute*



step  
3

- About 7 minutes after mixing Tactoset®, but prior to decorticating, inject approximately 2-3cc of Tactoset® into the humerus.
- **Note:** It is recommended to use the side-delivery inner cannula, while twisting in a 360-degree motion, to fill the defect or region proximal to the desired anchor placement. The side delivery cannula can also be oriented to target specific regions of bone, if desired.
- **Note:** Extravasation of Tactoset® through the humeral cortex is an indication to stop injection of the material. It is recommended to momentarily increase arthroscopic pump pressure (~70mmHg) to inhibit flow of Tactoset® during injection. Any extravasated Tactoset® material should be removed under suction with a shaver.
- After injection, leave the Tactoset® cannula in place for 2-3 minutes prior to removing.
- **Note:** After 2-3 minutes, decortication of the tuberosity may be performed.



step  
4

- Prepare for anchor insertion by placing the corresponding suture anchor punch directly into the pilot hole created by the Tactoset® cannula. An additional tapping step may be used if indicated. Advance anchor into the bone following standard procedures. Continue placing additional anchors where needed following the standard anchor placement technique.
- Complete the desired repair.

# Tactoset® *Injectable Bone Substitute*

## Tactoset® Injectable Bone Substitute

| Item Code | Description   |
|-----------|---|
| 1000040   | 11G delivery cannula set including: 1 drillable outer cannula with removable drillable stylet; 1 inner cannula for end delivery; 1 inner cannula for side delivery; 1 push rod                                  |
| 6000041   | Tactoset® material set including: 1 prefilled mixing syringe containing Tacoset powder; 1 glass syringe containing Tactoset® setting solution; 4 Luer lock syringes (1 mL); 1 female-female Luer lock connector |

Please note that both item codes are needed for each procedure.



**Anika offers a comprehensive portfolio of soft tissue anchors in a broad range of size, material, and suture options to address rotator cuff repair and other surgical needs.**

## Twist PEEK Screw-In Suture Anchors

Fully-threaded design for optimal cortical fixation and reduced risk of “pull-back.” Made of PEEK-OPTIMA, which is non-absorbable, bio-inert, radiolucent, and MR safe.

| Twist PEEK Screw-In Suture Anchors w/ Two Suture Tapes |   |               |
|--|---|---------------|
| Part#  | Description   | Diameter (mm) |
| 11003  | Twist, screw-in, suture anchor, w/2, 1.6mm suture tapes (wht/blu & wht/blk) | 4.5           |
| 11283  | Twist, screw-in, suture anchor, w/2, 1.6mm suture tapes (blu, wht/blu)      | 4.5           |
| 11285  | Twist, screw-in, suture anchor, w/2, 1.6mm suture tapes (blk, wht/blk)      | 4.5           |
| 11004  | Twist, screw-in, suture anchor, w/2, 1.6mm suture tapes (wht/blu & wht/blk) | 5.5           |
| 11284  | Twist, screw-in, suture anchor, w/2, 1.6mm suture tapes (blu, wht/blu)      | 5.5           |
| 11286  | Twist, screw-in, suture anchor, w/2, 1.6mm suture tapes (blk, wht/blk)      | 5.5           |
| 11005  | Twist, screw-in, suture anchor, w/2, 1.6mm suture tapes (wht/blu & wht/blk) | 6.5           |

| Twist SST PEEK Screw-In Suture Anchors w/ One Suture Tape |   |               |
|---|---|---------------|
| Part#   | Description   | Diameter (mm) |
| 11349   | Twist SST, screw-in, suture anchor, w/1, 2mm suture tapes (blu) | 4.5           |
| 11350   | Twist SST, screw-in, suture anchor, w/1, 2mm suture tapes (blk) | 4.5           |
| 11351   | Twist SST, screw-in, suture anchor, w/1, 2mm suture tapes (blu) | 5.5           |
| 11352   | Twist SST, screw-in, suture anchor, w/1, 2mm suture tapes (blk) | 5.5           |



## Twist Knotless Screw-In Suture Anchors

Knotless technology provides a step-saving alternative to conventional “knotted” suture anchors and eliminates “knot stacks” associated with soft tissue irritation. Fully-threaded design for optimal cortical fixation and reduces the risk of “pull-back.” Made of PEEK-OPTIMA™, which is non-absorbable, bio-inert, radiolucent, and MR safe.

| Part# | Description   | Diameter (mm) |
|-------|---|---------------|
| 11165 | Twist Knotless, screw-in, suture anchor, w/ suture passer | 4.75          |
| 11166 | Twist Knotless, screw-in, suture anchor, w/ suture passer | 5.5           |
| 11167 | Twist Knotless, screw-in, suture anchor, w/ suture passer | 6.25          |



For additional information about Tactoset® or Anika’s suture anchor portfolio, please contact your local sales associate. For complete product information, please visit [www.anikaifu.com](http://www.anikaifu.com)

1. Data on file, Anika Therapeutics, Inc. 2. Tactoset® Instructions for Use. Anika Therapeutics, Inc.; AML 500-335.

### Anika Therapeutics, Inc.

32 Wiggins Ave, Bedford, MA  
1-888-721-1600 · [www.anika.com](http://www.anika.com)

©2021 Anika Therapeutics, Inc. | 12/21 | AML 900-215/A  
Anika and Tactoset® are registered trademarks of Anika Therapeutics, Inc.  
INVIBIO™ and PEEK-OPTIMA™ are trademarks of INVIBIO LIMITED CORPORATION.  
Twist PEEK and Twist Knotless are manufactured by Parcus.  
Parcus has joined Anika.

